



# Sunlight OPzS Key Characteristics

High temperatures or unstable power network?

OPzS range is the ideal solution for stand-by applications that require high level of **safety and reliability.**



Minimum Maintenance Requirements



Long Design Life up to 20 years



Operational Safety




Fully Recyclable Product  
Circular Economy Enabler



Excellent Capacity Performance

## The Sunlight Red Lead Advantage



### Features

**99.99%** pure lead for Red Lead production

**100%** Red Lead in our positive plates through dry filling process

**100%** plates weight control and data statistical evaluation

### Benefits

**Longer life** span of batteries

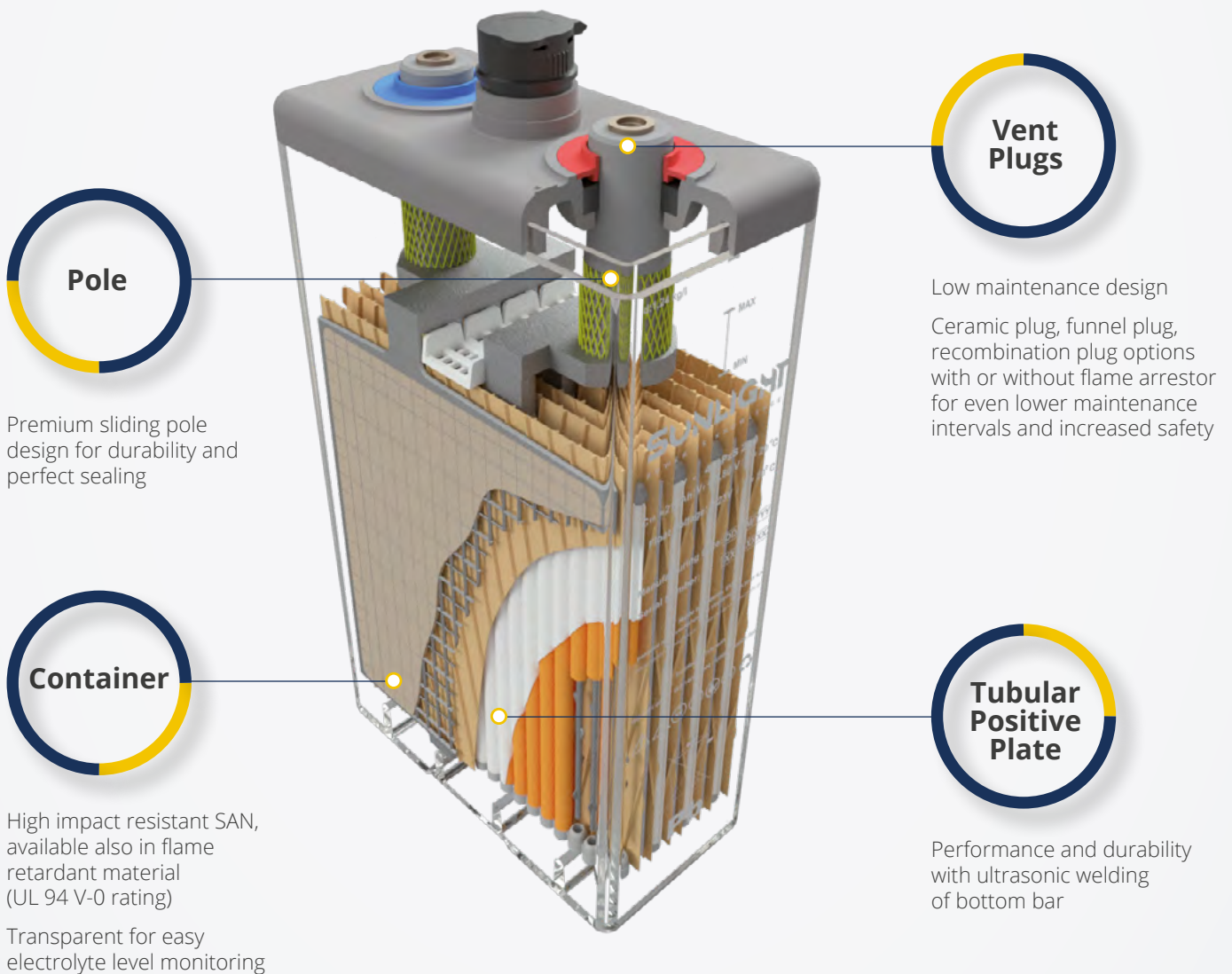
**Full Capacity** within the first 3-5 cycles

**Minimized** self-discharge

**Sustained** performance throughout battery lifetime

## Batteries with Liquid Electrolyte Main Characteristics

Vented lead-acid batteries with tubular plates for stand-by applications



### Pole

Premium sliding pole design for durability and perfect sealing

### Vent Plugs

Low maintenance design  
Ceramic plug, funnel plug, recombination plug options with or without flame arrestor for even lower maintenance intervals and increased safety

### Container

High impact resistant SAN, available also in flame retardant material (UL 94 V-0 rating)

Transparent for easy electrolyte level monitoring

### Tubular Positive Plate

Performance and durability with ultrasonic welding of bottom bar

# Product Range

	Model	Voltage [V]	Rated Capacity at 20°C (68°F)			Dimensions				Weight		Terminal Details	
			C <sub>10</sub> / 1,80 V [Ah]	C <sub>5</sub> / 1,75 V [Ah]	C <sub>5</sub> / 1,75 V [Ah]	Length - L [mm (in)]	Width - W [mm (in)]	Height - h1 [mm (in)]	Height - h2 [mm (in)]	Wet [kg (lb)]	Dry [kg (lb)]	Number of Poles	Layout
<b>Cells</b>	2V 2 OPzS 100	2	131	127	113	103 (4.06)	206 (8.11)	355 (13.98)	383 (15.08)	13.4 (29.5)	8.2 (18.1)	2	Fig 1
	2V 3 OPzS 150	2	187	182	162	103 (4.06)	206 (8.11)	355 (13.98)	383 (15.08)	15.6 (34.6)	10.6 (23.4)	2	Fig 1
	2V 4 OPzS 200	2	226	220	198	103 (4.06)	206 (8.11)	355 (13.98)	383 (15.08)	17.5 (38.6)	12.8 (28.2)	2	Fig 1
	2V 5 OPzS 250	2	283	277	249	124 (4.88)	206 (8.11)	355 (13.98)	383 (15.08)	21.2 (46.7)	15.4 (34.0)	2	Fig 1
	2V 6 OPzS 300	2	337	329	296	145 (5.71)	206 (8.11)	355 (13.98)	383 (15.08)	24.9 (54.9)	18.0 (39.7)	2	Fig 1
	2V 5 OPzS 350	2	418	413	373	124 (4.88)	206 (8.11)	471 (18.54)	499 (19.65)	28.6 (63.1)	20.7 (45.6)	2	Fig 1
	2V 6 OPzS 420	2	500	495	446	145 (5.71)	206 (8.11)	471 (18.54)	499 (19.65)	33.5 (73.9)	24.2 (53.4)	2	Fig 1
	2V 7 OPzS 490	2	570	566	511	166 (6.54)	206 (8.11)	471 (18.54)	499 (19.65)	38.4 (84.7)	27.6 (60.8)	2	Fig 1
	2V 5 OPzS 500	2	659	644	568	145 (5.71)	206 (8.11)	646 (25.43)	674 (26.54)	42.3 (93.3)	29.3 (64.6)	2	Fig 1
	2V 6 OPzS 600	2	730	718	638	145 (5.71)	206 (8.11)	646 (25.43)	674 (26.54)	46.5 (102.5)	33.7 (74.3)	2	Fig 1
	2V 7 OPzS 700	2	905	885	782	191 (7.52)	210 (8.27)	646 (25.43)	674 (26.54)	59.4 (131.0)	42.4 (93.5)	4	Fig 2
	2V 8 OPzS 800	2	976	960	855	191 (7.52)	210 (8.27)	646 (25.43)	674 (26.54)	63.5 (140.0)	46.7 (103.0)	4	Fig 2
	2V 9 OPzS 900	2	1116	1096	974	233 (9.17)	210 (8.27)	646 (25.43)	674 (26.54)	73.5 (162.0)	52.3 (115.3)	4	Fig 2
	2V 10 OPzS 1000	2	1205	1185	1055	233 (9.17)	210 (8.27)	646 (25.43)	674 (26.54)	77.6 (171.1)	56.7 (125.0)	4	Fig 2
	2V 11 OPzS 1100	2	1402	1376	1218	275 (10.83)	210 (8.27)	646 (25.43)	674 (26.54)	87.7 (193.3)	62.4 (137.6)	4	Fig 2
	2V 12 OPzS 1200	2	1446	1425	1268	275 (10.83)	210 (8.27)	646 (25.43)	674 (26.54)	91.9 (202.6)	66.8 (147.3)	4	Fig 2
	2V 11 OPzS 1375	2	1699	1695	1503	275 (10.83)	210 (8.27)	797 (31.38)	825 (32.48)	108.9 (240.1)	77.0 (169.8)	4	Fig 2
	2V 12 OPzS 1500	2	1747	1753	1563	275 (10.83)	210 (8.27)	797 (31.38)	825 (32.48)	114.1 (251.5)	82.5 (181.9)	4	Fig 2
	2V 14 OPzS 1750	2	2156	2156	1909	399 (15.71)	214 (8.43)	772 (30.39)	800 (31.50)	145.9 (321.7)	100.4 (221.3)	6	Fig 3
	2V 15 OPzS 1875	2	2250	2250	2003	399 (15.71)	214 (8.43)	772 (30.39)	800 (31.50)	151.0 (332.9)	106.0 (233.7)	6	Fig 3
2V 16 OPzS 2000	2	2331	2333	2087	399 (15.71)	214 (8.43)	772 (30.39)	800 (31.50)	156.2 (344.4)	111.5 (245.8)	6	Fig 3	
2V 18 OPzS 2250	2	2808	2792	2479	487 (19.17)	212 (8.35)	772 (30.39)	800 (31.50)	183.7 (405.0)	128.6 (283.5)	8	Fig 4	
2V 20 OPzS 2500	2	3060	3048	2714	487 (19.17)	212 (8.35)	772 (30.39)	800 (31.50)	194.1 (427.9)	139.6 (307.8)	8	Fig 4	
2V 22 OPzS 2750	2	3276	3264	2909	576 (22.68)	212 (8.35)	772 (30.39)	800 (31.50)	219.7 (484.4)	153.8 (339.1)	8	Fig 4	
2V 24 OPzS 3000	2	3497	3489	3115	576 (22.68)	212 (8.35)	772 (30.39)	800 (31.50)	229.9 (506.9)	165.0 (363.8)	8	Fig 4	
2V 26 OPzS 3250	2	3671	3676	3301	576 (22.68)	212 (8.35)	772 (30.39)	800 (31.50)	240.3 (529.8)	176.0 (388.0)	8	Fig 4	
<b>Blocks</b>	6V 3 OPzS 150	6	180	175	156	233 (9.17)	224 (8.82)	345 (13.58)	394 (15.51)	41.2 (90.8)	29.8 (65.7)	2	Fig 5
	6V 4 OPzS 200	6	220	215	193	272 (10.71)	205 (8.07)	332 (13.07)	375 (14.76)	46.9 (103.4)	34.5 (76.1)	2	Fig 6
	6V 5 OPzS 250	6	292	285	254	380 (14.96)	205 (8.07)	332 (13.07)	375 (14.76)	60.8 (134.0)	43.0 (94.8)	2	Fig 6
	6V 6 OPzS 300	6	321	316	284	380 (14.96)	205 (8.07)	332 (13.07)	375 (14.76)	67.2 (148.2)	49.7 (109.6)	2	Fig 6
	12V 1 OPzS 50	12	64	62	55	272 (10.71)	205 (8.07)	332 (13.07)	375 (14.76)	40.9 (90.2)	29.3 (64.6)	2	Fig 7
	12V 2 OPzS 100	12	109	107	97	272 (10.71)	205 (8.07)	332 (13.07)	375 (14.76)	49.3 (108.7)	37.9 (83.6)	2	Fig 7
	12V 3 OPzS 150	12	159	156	142	380 (14.96)	205 (8.07)	332 (13.07)	375 (14.76)	69.5 (153.2)	53.0 (116.8)	2	Fig 7

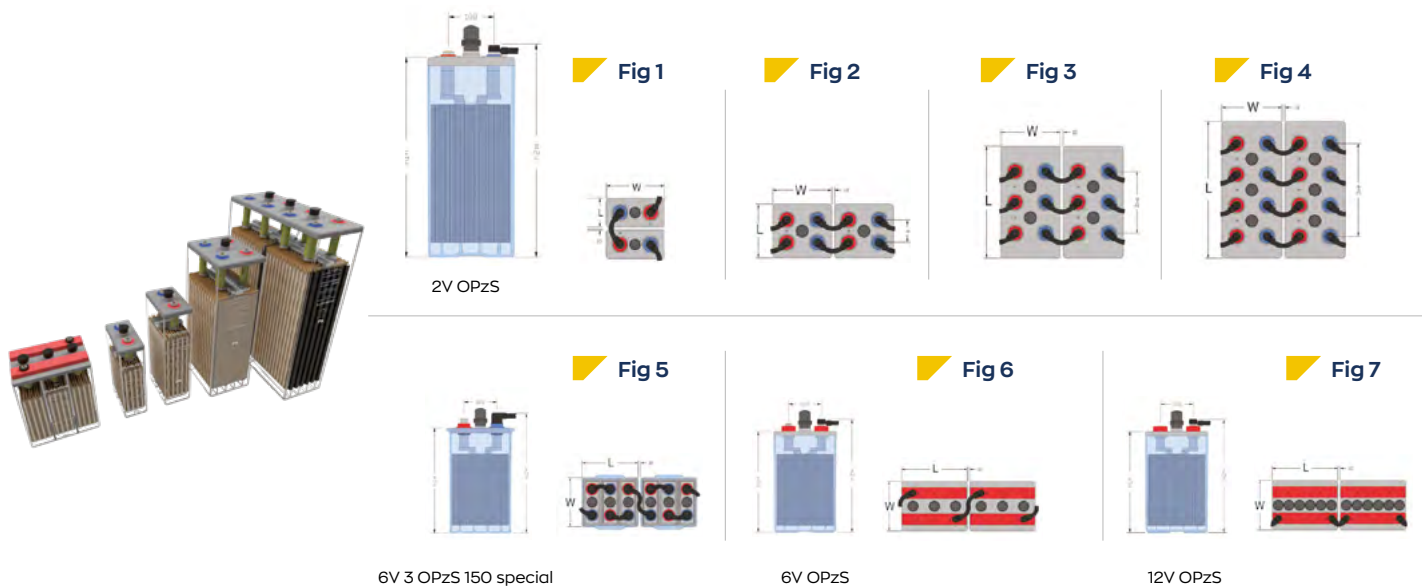
Designed according to DIN 40736-1, 40737-3.

All dimensions and weights shown are subject to manufacturing tolerances.

Height 2 (h2) includes installed connectors and bolts.

M10 Terminal type (applicable to all models).

## Terminal Layout



# Applications

## Developed For Stand-By Applications

Requiring High Level Of Safety And Reliability



UPS Systems

Grid - Ancillary Services



Power Generation & Utilities



Telecom Networks



Emergency Lighting




Traffic Signal Systems



IEC 60896-11/ IEC 62485-2/  
DIN 40736-1/ DIN 40737-3/  
ISO 9001/ ISO 14001/ ISO 45001

**SUNLIGHT**  
POWER IS KNOWLEDGE



 [www.akuval.com](http://www.akuval.com)  
 [akuval@akuval.com](mailto:akuval@akuval.com)  
 96 134 39 50